

WILDFLOWERS OF THE NASHUA RIVER RAIL TRAIL



































^N naturalized (escaped cultivation)

^I invasive (non-native to region)














bold=abundant

* rare occurrence










flower color indicated by row color (white, yellow, pink, orange, purple, blue, green, brown)

Name	Flowers	Leaves	Type	Apr	May	Jun	Jul	Aug	Sep	Oct	Habitat
*Springcress	 1/2"		Tall	X	X	X					wet ditches
*Wood Anemone	 1"		Ground	X	X						pine forests
White Violet	 1/2"		Ground	X	X	X					grassy areas, forests
*Dwarf Ginseng	 1/8"		Ground	X	X						pine forests
Garlic Mustard^I	 1/4"		Tall	X	X						grassy areas
*Field Pussytoes	 1/4"		Ground	X	X	X	X				forests
*Foamflower	 1/4"		Ground	X	X						mixed, pine forests
Japanese Honeysuckle	 1 1/2"		Shrub	X	X						forests
Starflower	 1/2"		Ground		X	X					pine forests
Maple-leaved Viburnum	 1/4"		Shrub		X	X	X				forests
Fleabane	 1/2"		Tall		X	X	X	X			grassy areas
Wild Strawberry	 1/2"		Ground		X	X					grassy areas, forests
Swamp Dewberry	 3/4"		Tall		X	X	X				mixed, pine forests
White Champion	 1"		Tall		X	X	X	X	X		grassy areas
Speedwell	 1/8"		Ground		X	X	X				grassy areas
White Clover	 1/2"		Ground		X	X	X	X	X	X	grassy areas
Rockcress	 1/4"		Tall		X	X					grassy areas
Canada Mayflower	 1/8"		Ground		X	X					pine forests
False Solomon's Seal	 1/8"	panicle ⁺	Ground		X	X	X				forests

Highbush Blueberry		1/4"		Shrub		X	X						forests
*Cancer Root		3/4"	scales ⁺⁺	Ground		X	X						grassy areas
Oxeye Daisy		1/2"		Tall			X	X	X				grassy areas
Angelica		1/8"		Tall			X	X	X	X			wet ditches, wetlands
Spotted Wintergreen		1/2"		Ground			X	X	X				pine forests
White Clover		1/4"		Ground			X	X	X				grassy areas, forests
Yarrow		1/4"	fernlike	Tall			X	X	X	X			grassy areas, forests
Arrowwood		1/4"		Shrub			X	X	X				grassy areas, forests
Northern Bedstraw		1/4"		Tall			X	X	X				grassy areas
Multiflora Rose		3/4"		Shrub			X	X					grassy areas, forests
White Sweet Clover		1/8"		Tall			X	X	X	X	X		grassy areas
Fox Grape		1/8"		Vine			X	X					grassy areas, forests
Partridgeberry		1/2"		Ground			X	X					pine forest
English Plantain		1/8"		Tall			X	X	X	X			grassy areas
White Water-Lily		3"		Aquatic			X	X	X	X			pond, wetland
Shinleaf		3/4"					X	X	X				mixed, pine forest
Queen Anne's Lace		1/8"	fernlike	Tall				X	X	X			grassy areas
New Jersey Tea		1/4"		Tall				X	X				grassy areas, forests
Indian Pipe		1/2"	scales ⁺⁺	Ground				X					forests
Fragrant Cudweed		1/4"		Tall				X	X	X			grassy areas
Pokeweed		1/4"		Shrub				X	X	X			forests, thickets
White Wood Aster		1"		Tall						X	X		open forests
White Heath Aster		1/2"		Tall						X	X		grassy areas
Small-flowered Aster		3/8"		Tall						X	X		grassy areas, forests
Celandine		3/4"		Tall	X	X	X	X	X				grassy areas, forests
Dandelion		1/2"		Ground	X	X	X	X	X				grassy areas
*Golden Alexanders		1/8"		Tall	X	X	X						forests

*Sessile Bellwort		1"		Ground	X	X	X						grassy areas, forests
Buttercup		3/4"		Tall		X	X	X	X	X			grassy areas
Cinquefoil		1/2"		Ground		X	X	X	X				grassy areas, forests
Yellow Wood Sorrel		1/4"		Ground		X	X	X	X	X			grassy areas, forests
Black Mustard		1/8"		Tall		X	X	X	X				grassy areas, forests
Pond Lily		2"		Aquatic		X	X	X	X	X			ponds
Yellow Hawkweed		1/2"		Tall			X	X	X	X			grassy areas
Hop Clover		1/4"		Ground			X	X	X	X			grassy areas
Mullein		3/4"		Tall			X	X	X	X			grassy areas
St. John's Wort		3/4"		Tall			X	X	X	X			grassy areas, forests
Rough-fruited Cinquefoil		3/4"		Tall			X	X	X				grassy areas, forests
Whorled Loosestrife		1/2"		Tall			X	X	X				grassy areas, forests
Birdsfoot Trefoil		1/2"		Ground			X	X	X	X			grassy areas
Wild Lettuce		1/4"		Tall				X	X	X			forest edges
Bog Loosestrife		1/2"		Tall				X	X				wet ditches
Goldenrod		1/8"		Tall					X	X	X		
Evening Primrose		1/2"		Tall					X	X	X		grassy areas
Red Clover		1/2"		Ground		X	X	X	X	X			grassy areas
*Pink Lady's Slipper		3"		Ground		X	X						pine forests
Tartarian Honeysuckle		3/4"		Shrub		X	X						forest edges
Ragged Robin		1/2"		Tall		X	X	X					grassy areas
Wild Geranium		1"		Tall		X	X	X					forests
Hedge Bindweed		2"		Vine		X	X	X	X				shorelines, ditches
Virginia Rose		2"		Shrub			X	X	X				grassy areas, forests
Milkweed		1/2"		Tall			X	X	X				grassy areas, forests
Deptford Pink		1/2"		Tall			X	X	X	X			grassy areas, forests
Meadowsweet		1/4"		Shrub			X	X	X	X			grassy areas
















Rabbit-foot Clover	 3/4"		Ground			X	X	X	X	X	grassy areas
Smartweed	 1/8"		Ground			X	X	X	X	X	grassy areas
Lady's Thumb	 1/8"		Ground			X	X	X	X	X	grassy areas
Joe-Pie Weed	 3/8"		Tall				X	X	X		thickets
*Wild Columbine	 1/2"		Tall		X	X	X				pine forests
Jewelweed	 1/2"		Shrub					X	X	X	thickets
Common Violet	 1/2"		Ground	X	X						grassy areas, forests
Dames Rocket ^I	 3/4"		Tall			X	X	X			forests
*Fringed Polygala	 3/4"		Ground		X	X					mixed, pine forests
Ground Ivy	 1/2"		Ground		X	X	X				grassy areas
Cow Vetch	 1/2"	fernlike	Vine			X	X	X			grassy areas
Crown Vetch	 1"	fernlike	Tall			X	X	X			grassy areas
Knapweed	 1"	fernlike	Tall			X	X	X			grassy areas
Pickernel Weed	 1/2"		Aquatic				X	X	X	X	aquatic
Purple Loosestrife	 1/2"		Tall				X	X	X		grassy areas, forests
Bittersweet Nightshade	 1/2"		Vine				X	X	X		
Bluets	 1/2"		Ground	X	X	X					grassy areas
Heal-all	 1/2"		Ground		X	X	X	X	X		grassy areas
*Blue Lupine	 1/2"		Tall			X	X				forests
Blue-eyed Grass	 3/4"	grasslike	Ground			X	X	X			grassy areas
Asiatic Dayflower	 1/2"		Tall			X	X	X	X		forest edges
Blue Flag	 3"	swordlike	Tall			X	X	X			wetlands
Chicory	 1/2"		Tall					X	X	X	grassy areas

Poison Ivy	 1/8"		Vine		X	X	X				grassy areas, forests
Smooth Sumac	 1/8"		Shrub			X					thickets, dry soil
Curly Dock	 1/8"		Tall			X	X	X			grassy areas, ditches
Pigweed	 1/8"		Tall					X	X		grassy areas, forests
Cattail	 1/16"	swordlike	Tall			X	X				wetlands

panicle⁺ each leaf forms a single "branch" along a central stem

scales⁺⁺ a small flat leaf lying flat along the stem of the flower

Flower Legend

clusters:	petals:	shape:
 rounded	 3	 tubular
 elongated	 4	 cuplike
 flat-topped	 5	 5-pointed star
	 6	 urnlike
	 +7	 dandelionlike
		 daisylike
		 orchidlike